

Padded Doc M shower seat with legs, white frame



Product Detail:

This Doc M compliant shower seat has been designed to offer the user additional support and the frame been manufactured using a high-quality aluminium and stainless steel.

Features include:

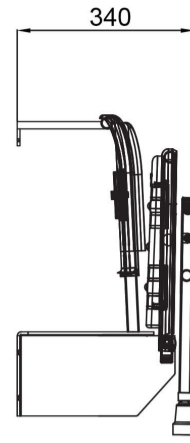
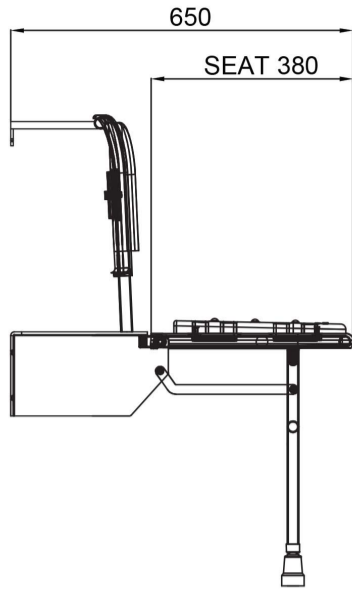
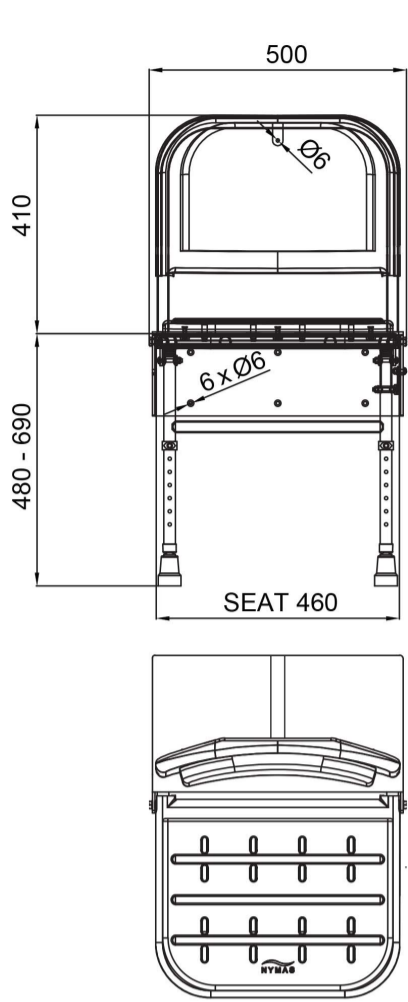
- Extended projection to enable easy side transfer
- Non-corrosive aluminium & stainless steel frame
- Closed cell polyurethane pads for maximum hygiene and comfort
- Height adjustable Doc M compliant

MAX RATED LOAD: 250 kg

Reference (specify): SB-085

Available colours/finishes





Order Code	Size (A)
------------	----------

SB-085	
---------------	--

PLEASE NOTE: Every effort has been made to ensure as much accuracy as possible. However, due to print restrictions exact colour match is not always possible. Featured products may also be changed from time to time, but are correct at time of publication.

* Terms and Conditions apply - www.nymas.co.uk/warranties